



STROMAB

EXPERTS IN CROSSCUTTING SOLUTIONS SINCE 1965

CT600
CT600F

OPTIMISATION LINE
FOR **CROSS-CUTTING**
WITH MILLING UNIT



CT600 - CT600F

The CT600 cross-cutting machine with rotating bed is Stromab's flagship unit. Besides being the best selling cutting-off machine with rotating bed in the sector of woodworking machinery, it's considered to be the industry standard not only by our customers, but also by our competitors.

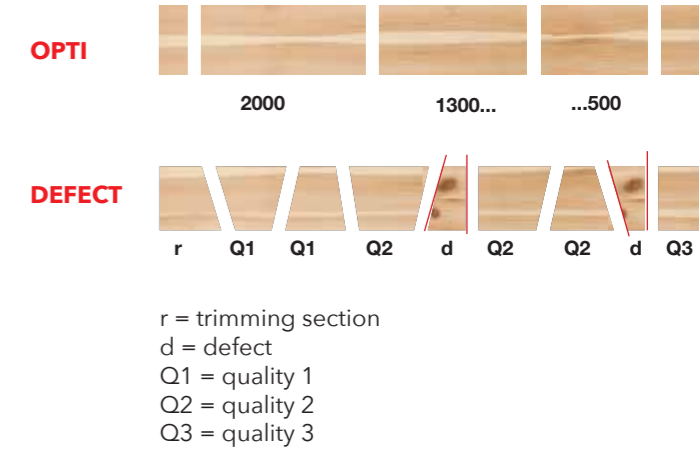
Thank to having more than 200 units already installed, the CT600 has been developed so successfully over the years that it has evolved to levels nobody imagined when it debuted. We believe in the idea that cross-cutting is a growing need in the woodworking sector, so we invest in the development of this machine year after year, starting with mechanical systems and design that are exclusively Italian. However, we've equipped it with German electronics to satisfy highly advanced markets (France, Germany, Italy and the United States).

DESIGN & TECH:
CLEAN LINES,
ERGONOMIC DESIGN
AND ADVANCED
TECHNOLOGY.



CT600

The workpiece locking system in detail: independent pressers at the front ensure that the workpiece is perfectly clamped and aligned with the guide at the rear, even when angles are very acute. This system also locks very short workpieces into position perfectly during processing.



Maximum cutting height.

Close-up of pusher with workpiece measurement sensor



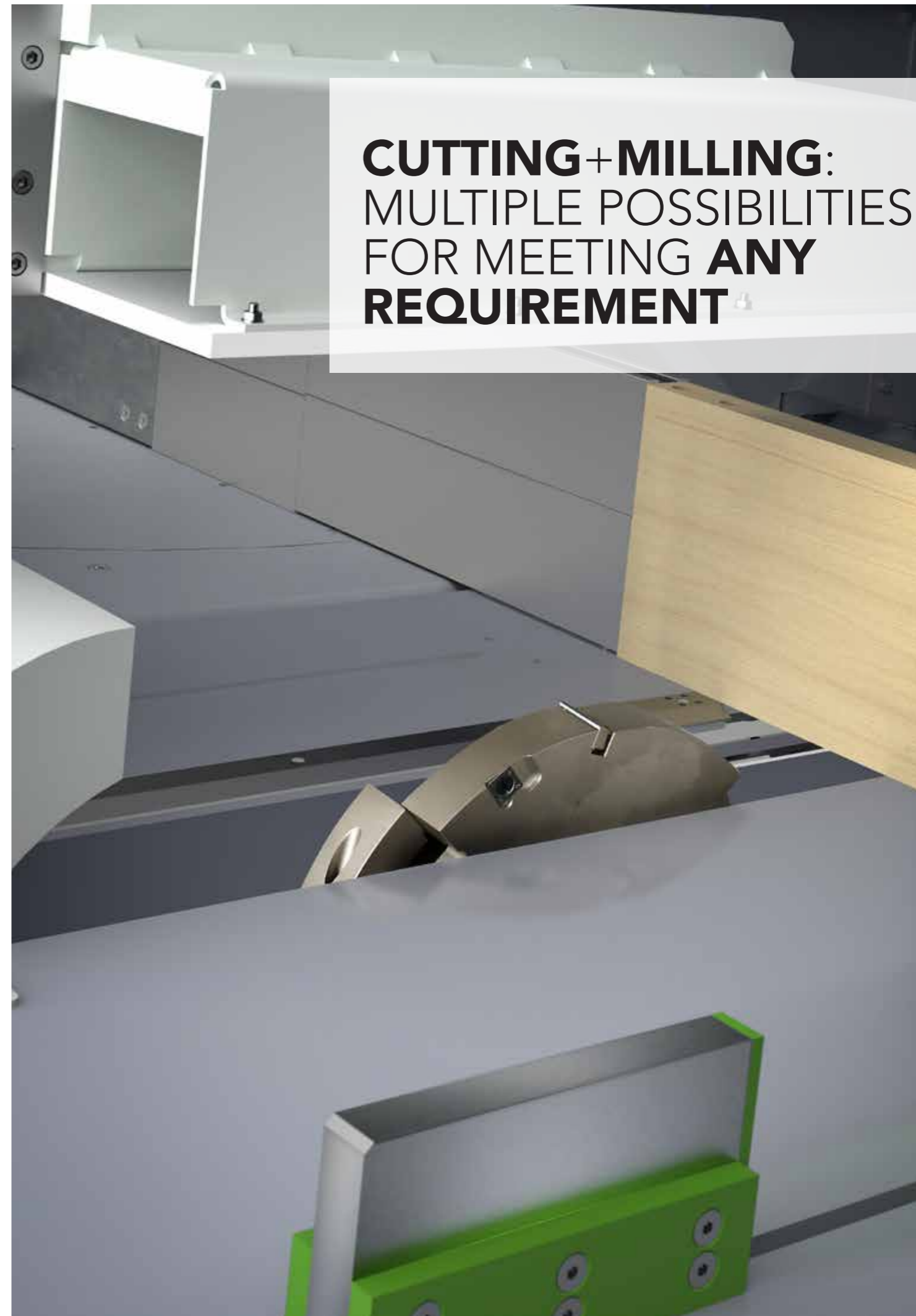
**CROSS-CUTTING:
A PERMANENT
NEED**

CT600F



Over the past few years, we've included a milling unit that turns the CT600 - which was introduced as a cutting-off machine with pusher - into a true woodworking centre that combines cutting and milling. The CT600F has become a new industry standard in the production of wooden houses (TRUSS, wooden framework).

The workpiece locking system in detail. A vertical presser at the top combined with two pull-type pressers at the front guarantee perfect workpiece retention during milling.



Beckhoff programming system with a 12" high-res touch screen and a 3-D graphic interface with the Windows operating system.

Manual lifting system for the milling unit, with pneumatic lock, available upon request - even on the PC controlled version.





VARIABLE-GEOMETRY CUTTING

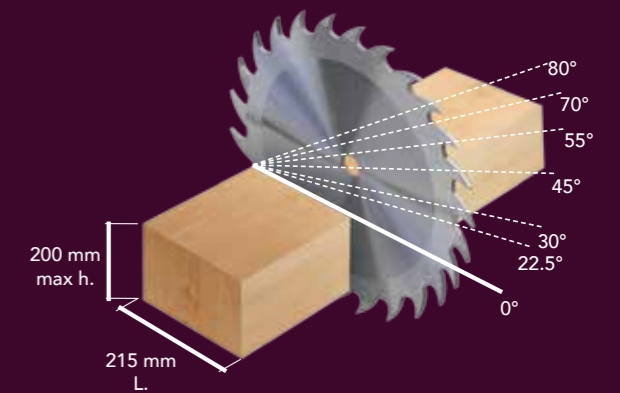
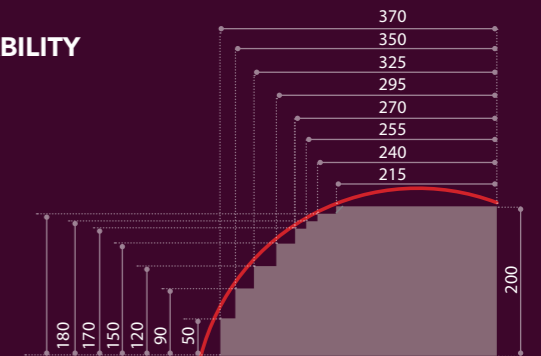
CUTTING DIAGRAMS

Thanks to an innovative mechanical blade positioning system, we've introduced a new cutting system with variable geometry, so that a single machine can meet requirements for both maximum height and maximum width. Blade angle adjustable from 0 to $\pm 80^\circ$

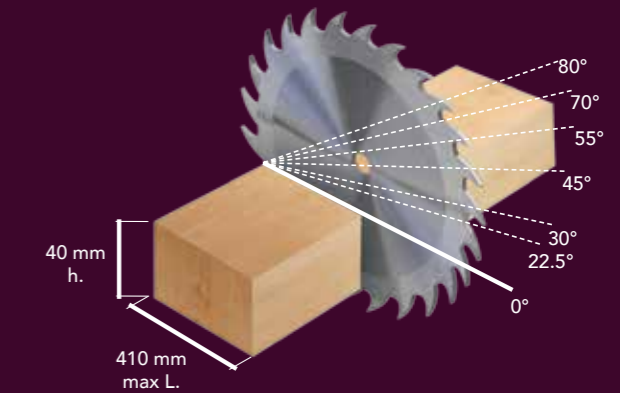
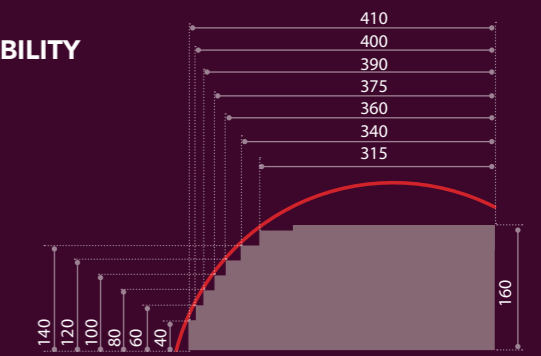
POS. A) = maximum cutting height of 200 mm used
 POS. B) = maximum cutting width of 410 mm used

CROSS-CUTTING CAPABILITY AT 0°

CUTTING CAPABILITY POS. A
 MAX. HEIGHT



CUTTING CAPABILITY POS. B
 MAX. WIDTH




TO ENHANCE
PERFORMANCE




AUTOMATIC LOADER

- Automatic loader for individual workpieces or packs of material
- Chain-type loading system
- Load capacity: 3 to 10 m.



ELECTRONIC SORTING CONVEYOR WITH BELT AND RAPID KICKERS

- Variable belt speed: 0-120 m./min.
- Size/expeller match-up taken directly from cutting list
- Accumulation rack with idle rollers



THE OPTIONS THAT MAKE THE DIFFERENCE



ACCESSORIES


Typical only of Italian industry, we've decided to meet the needs of our customers by introducing a wide range of accessories. Just to name a few:

- loading system located on both the left and right sides of the cutting unit
- pusher length ranging from 3000 to 14,000 mm.
- optimisation software with 6 programming options
- 3 label printers and 1 ink-jet printer
- Automatic loading systems
- Automatic unloading systems



Trap door for expelling trimmed material from headpiece and scraps from straight cut tailpiece (closed)


Trap door for expelling trimmed material from headpiece and scraps from straight cut tailpiece (open)



Video camera for identifying defects or knots, with reading of chalk marks.



REA JET HR high-res ink-jet printer



4 vertical printing heads with print height of mm. 50.8



2 vertical printing heads with print height of mm. 25.4



Label printer

The perfect machine for highly demanding customers. Flexible, yet offering high production capacities, it's the industry standard for producers of special packing, wood floors and wooden houses (TRUSS and framed walls), for the creation of formwork for building construction, and for both indoor and outdoor furnishings.



**A SINGLE MACHINE,
A THOUSAND
DIFFERENT USES**





www.stromab.it

THE **VALUE** OF A FAMILY-OWNED COMPANY

Stromab has stood for reliability since 1965. And we believe that this word best expresses the philosophy behind our products over our more than 40 years in business. The awareness that no investment can offer greater advantages than customer satisfaction leads us to constantly devote new resources for ongoing research into technology, development and human resources. A constant growth trend is the natural result of a company policy based on the value of success in full compliance with environmental requirements. With a surface area of over 5000 m², 40 employees and a constantly updated line of products, Stromab has made a significant name for itself as one of the most dynamic companies in the woodworking machinery sector.



STROMAB

EXPERTS IN CROSSCUTTING SOLUTIONS SINCE 1965

STROMAB SPA

42012 CAMPAGNOLA EMILIA (RE) Italy
Via Zuccardi 28/a - Z.I. Ponte Vettigano
Tel. (0522) 1718800 - Fax (0522) 1718803
info@stromab.com - www.stromab.com

TECHNICAL SPECIFICATIONS		CT600
Motor power	Hp	10 (7,5 kW)
Blade diameter	mm.	600
Blade speed	r.p.m.	2575
Extractor hood	nr.	3 Ø 100 mm 1 Ø 120 mm
Air consumption per cycle	NI	6
Cutting cycle speed	sec.	4
Pneumatic up-stroke saw with rotating table		
Angles available		-70° 0° +70° (-80° 0° +80° OPT)
Angle positioning from 0° to 70°	sec.	1,3
Positioning precision		+/- 0,2°
Vertical hold-down cylinders	nr.	2
Horizontal front pressure plates	nr.	2

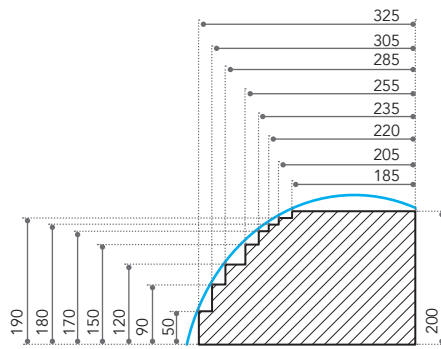
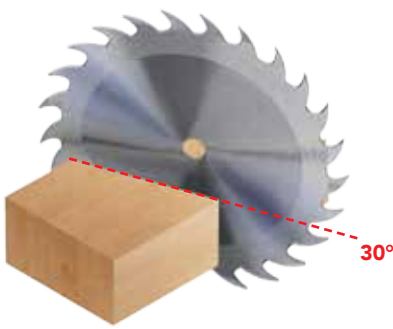
MILLING UNIT		CT600F
Milling cutter Z= 4+4	mm.	Ø max 280
Boring diameter	mm.	40
Milling stroke	mm.	400
max. Width milling tool	mm.	100
Adjusting milling depth	mm.	0 ÷ 75
Motor power standard	kW	4
Nr. 3 dust extraction outlet	mm.	Ø 120

	OPTI AUTOMATIC CUTTING LINE WITH TOTAL OPTIMIZATION	DEFECT AUTOMATIC CUTTING LINE WITH TOTAL OPTIMIZATION AND DEFECTS REMOVAL
MAIN SYSTEM		
12 inch TOUCH-SCREEN Controller	•	•
WINDOWS Operating system	•	•
Cutting cycle (pattern) editing and entered directly on the controller	•	•
Cutting cycle (pattern) editing by PC remote downloading via USB or Ethernet Port	•	•
Import file .BTL	•	•
WORKING SOFTWARE		
A) Up to 1000 cutting lists. Cutting list: board length, trim cut, 1° size (line).....10° size	•	•
B) N° 1 cutting cycle with 10.000 programmable sizes in sequence	•	•
N° 4 optimizing criterias (Longest length, Minimum waste, Sequence and Priority length)	•	•
TECHNICAL FEATURES PUSH-FEED SYSTEM		
Useful length mm. 3000-14000	•	•
Feeding by precision rack and pinion system and brushless motor	•	•
Maximum pusher speed min 120	•	•
Positioning reading with motor brushless encoder	•	•
Positioning precision +/- 0,4 mm.	•	•
Tilted working table	•	•
Pneumatic rising of the pusher at the end of the cutting cycle and overhead returning	•	•
Board length reading photocell	•	•
Photocell for reading wood mapping knots and defects with marking (fluorescent chalks)during overhead returning		•
Quality management 3 degrees (Q1-Q2-Q3)		•

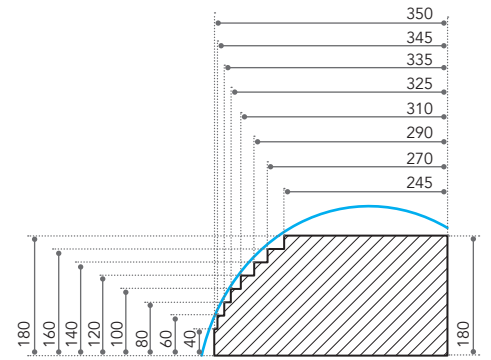
CT600 - CT600F

OPTIMISATION LINE FOR CROSS-CUTTING WITH MILLING UNIT

CROSS-CUTTING CAPABILITY AT 30°

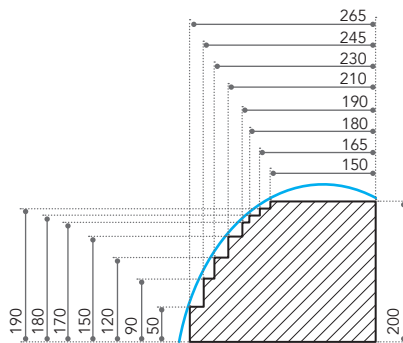
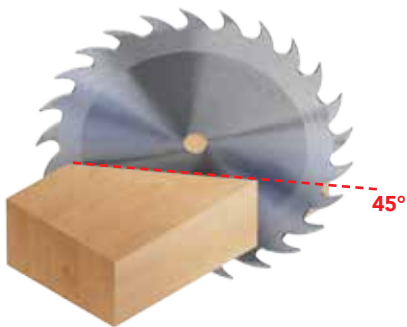


CUTTING CAPABILITY **POS. A - MAX. HEIGHT**

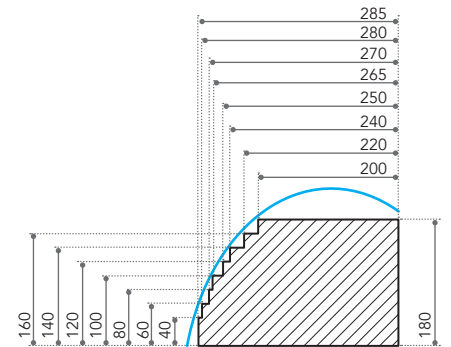


CUTTING CAPABILITY **POS. B - MAX. WIDTH**

CROSS-CUTTING CAPABILITY AT 45°

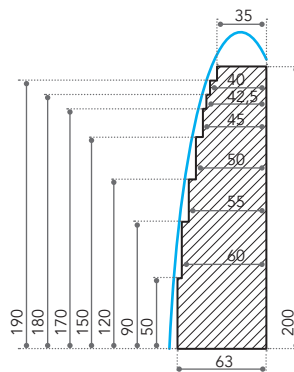
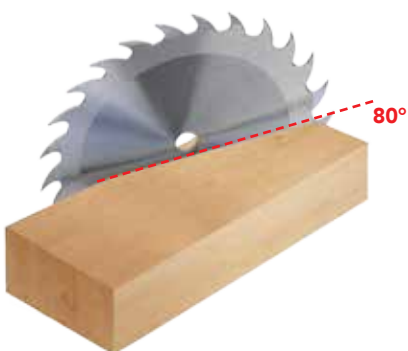


CUTTING CAPABILITY **POS. A - MAX. HEIGHT**

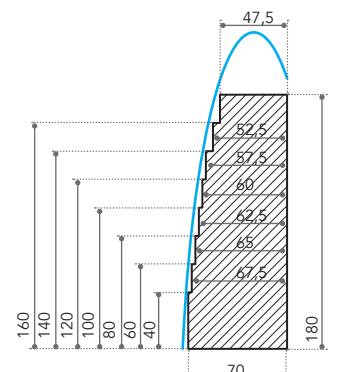


CUTTING CAPABILITY **POS. B - MAX. WIDTH**

CROSS-CUTTING CAPABILITY AT 80°



CUTTING CAPABILITY **POS. A - MAX. HEIGHT**



CUTTING CAPABILITY **POS. B - MAX. WIDTH**